



District Report Card: 2017


State: Haryana	District: Faridabad
Class: 3	Subject: Mathematics
Schools: 61	Students: 1200


Participation/Coverage


Students

<div>GENDER</div> <div></div>	Boys				Girls			
	Number		%		Number		%	
	499		41.58		701		58.42	

<div>AREA</div> <div></div>	Rural				Urban			
	Number		%		Number		%	
	506		42.17		694		57.83	

<div>CATEGORY</div> <div></div>	SC		ST		OBC		GEN	
	Number	%	Number	%	Number	%	Number	%
	216	18.00	0	0.00	252	21.00	732	61.00

<div>CWSN</div> <div></div>	LD	VI	HI	S&LD	ID	Oth
	1	1	0	0	2	13

<div>Management</div> <div></div>	Government			Government-aided		
	Number		%	Number		%
	1200		100.00	0		0.00

Average Performance of Students in Mathematics (%)

Overall	Gender		Area		Management		Social Group			
	Male	Female	Rural	Urban	Govt.	Aided	SC	ST	OBC	GEN
62.89	65.41	61.10	61.40	63.99	62.89	0.00	59.38	0.00	63.07	63.87

Performance on Learning Outcomes (LOs)

Learning Outcomes	Description	Average Performance(%)
M301	Reads and writes numbers up to 999 using place value	59.11
M302	Compares numbers up to 999 based on their place values	79.00
M303	Solves simple daily life problems using addition and subtraction of three digit numbers with and without regrouping	57.49
M304	Constructs and uses the multiplication facts (up till 10) in daily life situations	59.63
M305	Analyses and applies an appropriate number operation in the situation/ context	53.17
M306	Explains the meaning of division facts by equal grouping/sharing and finds it by repeated subtraction	67.17
M309	Identifies and makes 2D-shapes by paper folding, paper cutting on the dot grid, using straight lines etc.	76.84
M311	Fills a given region leaving no gaps using a tile of a given shape	49.17
M312	Estimates and measures length and distance using standard units like centimeters or meters & identifies relationships	37.75
M317	Reads the time correctly to the hour using a clock/watch	75.92
M318	Extends patterns in simple shapes and numbers	57.19
M319	Records data using tally marks, represents pictorially and draws conclusions	73.00

Range of Performance of Students who Answered Correctly							
Below 30%		30% - 50%		50% - 75%		Above 75%	
Number	%	Number	%	Number	%	Number	%
100	8.33	241	20.08	485	40.42	374	31.17

Lowest Performing Learning Outcomes (LOs)

- 1 - Estimates and measures length and distance using standard units like centimeters or meters & identifies relationships (37.75)
- 2 - Fills a given region leaving no gaps using a tile of a given shape (49.17)
- 3 - Analyses and applies an appropriate number operation in the situation/ context (53.17)
- 4 - Extends patterns in simple shapes and numbers (57.19)
- 5 - Solves simple daily life problems using addition and subtraction of three digit numbers with and without regrouping (57.49)